

Self-Propelled Articulating Booms

Z™ -40/23N & Z™ -40/23N RJ

Specifications

Models	Z-40/23N DC		Z-40/23N RJ DC	
Measurements	US	Metric	US	Metric
Working height maximum*	46 ft 5 in	14.32 m	46 ft 5 in	14.32 m
Platform height maximum	40 ft 5 in	12.32 m	40 ft 5 in	12.32 m
Horizontal reach maximum	22 ft 8 in	6.91 m	22 ft 8 in	6.91 m
Up and over clearance maximum	21 ft 3 in	6.48 m	21 ft 3 in	6.48 m
A Platform length	2 ft 6 in	0.76 m	2 ft 6 in	0.76 m
B Platform width	4 ft 8 in	1.42m	3 ft 10 in	1.17 m
C Height - stowed	6 ft 6 in	1.98 m	6 ft 6 in	1.98 m
D Length - stowed	21 ft 5 in	6.53 m	21 ft 5 in	6.53 m
E Width	4 ft 11 in	1.50 m	4 ft 11 in	1.50 m
F Wheelbase	6 ft 5 in	1.96 m	6 ft 5 in	1.96 m
G Ground clearance - center	9.5 in	24.1 cm	9.5 in	24.1 cm

Productivity

Lift capacity	500 lbs	227 kg	500 lbs	227 kg
Platform rotation	180°		180°	
Vertical jib rotation	128°		128°	
Horizontal jib rotation	—		180°	
Turntable rotation	355° non-continuous		355° non-continuous	
Turntable tailswing	5 in	0.13 m	5 in	0.13 m
Drive speed - stowed	4.5 mph	7.2 km/h	4.5 mph	7.2 km/h
Drive speed - raised**	0.68 mph	1.1 km/h	0.68 mph	1.1 km/h
Gradeability - stowed***	30%		30%	
Turning radius - inside	2 ft 11 in	.87 m	2 ft 11 in	0.87 m
Turning radius - outside	10 ft 6 in	3.20 m	10 ft 6 in	3.20 m
Controls	24 V DC proportional		24 V DC proportional	
Tires - front	22x7x17.75 in	0.56x0.18x0.45 m	22x7x17.75 in	0.56x0.18x0.45 m
Tires - rear	25.6 x 7 in	0.64 x 0.18 m	25.6 x 7 in	0.64 x .018m

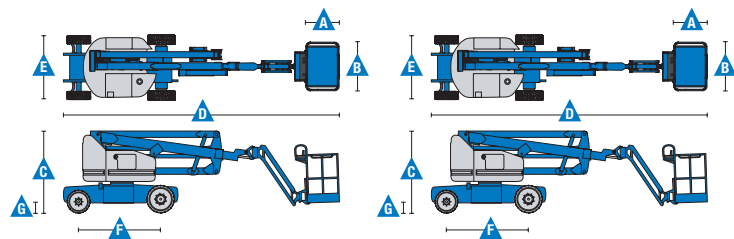
Power

Power source	48 V DC (eight 6 V batteries)	48 V DC (eight 6 V batteries)
	350 Ah capacity	350 Ah capacity
Drive system	AC Drive, 48V 3 phase	AC Drive, 48V 3 phase
Auxiliary power unit	24 V DC	24 V DC
Hydraulic tank capacity	8 gal	30.3 L
	30.3 L	8 gal

Weight****

	15,230 lbs	6,908 kg	15,300 lbs	6,940 kg
--	------------	----------	------------	----------

Standards Compliance ANSI A92.5, CSA B354.4, EN 280, AS 1418.10



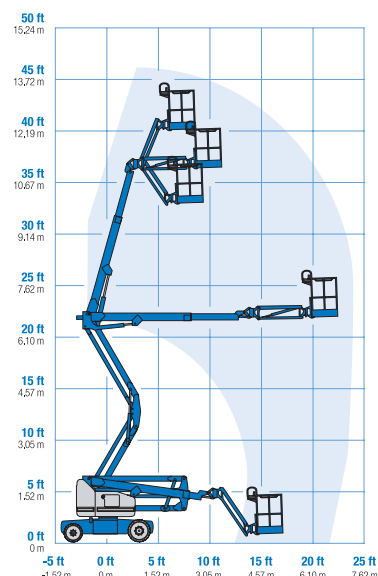
* The metric equivalent of working height adds 2 m to platform height. U.S. adds 6 ft to platform height.

** In lift mode (platform raised), the machine is designed to operate on firm, level surfaces only.

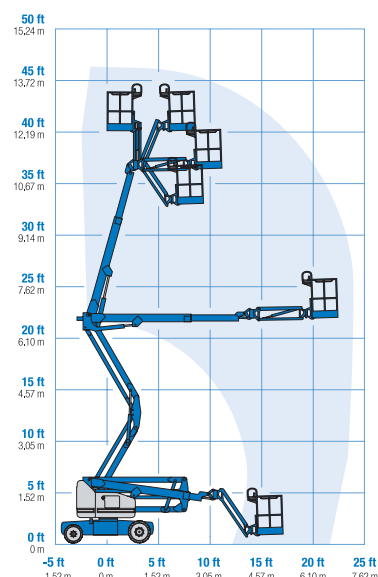
*** Gradeability applies to driving on slopes. See operator's manual for details regarding slope ratings.

**** Weight will vary depending on options and/or country standards.

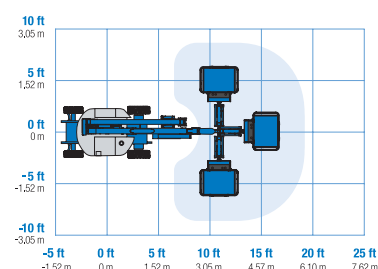
Range Of Motion Z-40/23N



Range Of Motion Z-40/23N RJ



Jib Range Of Motion Z-40/23N RJ



Self-Propelled Articulating Booms

Z™-40/23N & Z™-40/23N RJ

Features

Standard Features	Easily Configured To Meet Your Needs	Options & Accessories
<p>Measurements</p> <p>Z-40/23N & Z-40/23N RJ</p> <ul style="list-style-type: none"> • 46 ft 5 in (14.32 m) working height • 22 ft 8 in (6.91 m) horizontal reach • 21 ft 3 in (6.48 m) up and over clearance • Up to 500 lbs (227 kg) lift capacity <p>Productivity</p> <ul style="list-style-type: none"> • 4 ft 11 in (1.50 m) width • 2 ft 11 in (.87 m) inside turning radius • 4 ft (1.22 m) jib boom with 128° working range • AC electric drive system • Self-leveling platform • Hydraulic platform rotation • Proportional joystick controls • Thumb rocker steer • Drive enable • AC power cord to platform • Horn • Hour meter • Tilt alarm • Descent, motion, & travel alarms • Hydraulic filter condition monitor • 355° non-continuous turntable rotation • Traction control • On board easy to understand diagnostics • Telematics ready connector • Lift Guard™ Contact Alarm • Dual parallelogram for vertical wall tracking <p>Power</p> <ul style="list-style-type: none"> • 48 V DC deep cycle battery pack • 24 V DC auxiliary power • Universal 30A battery smart charger • Battery charge indicator • Low battery voltage interrupt 	<p>Platform Options</p> <ul style="list-style-type: none"> • Steel 4 ft 8 in (1.42 m) with sliding mid-rail (Z40N only) • Steel 3 ft 10 in (1.17 m) with sliding mid-rail <p>Jib Options</p> <ul style="list-style-type: none"> • 4 ft (1.22 m) jib boom • 4 ft (1.22 m) horizontal rotating jib boom <p>Power</p> <ul style="list-style-type: none"> • 48 V DC (eight 6 V 350 Ah batteries) <p>Drive</p> <ul style="list-style-type: none"> • 2WD Electric AC <p>Tire</p> <ul style="list-style-type: none"> • Solid rubber non-marking 	<p>Productivity</p> <ul style="list-style-type: none"> • Platform swing gate • Half-mesh platform inserts with swing gate • Air line to platform • Specialty hydraulic oil (Cold weather, fire resistant or biodegradable) • Hostile environment kit • Flashing beacon • Light package • Lockable platform control box cover • Florescent tube caddy** • Pipe cradle (pair)** <p>Power</p> <ul style="list-style-type: none"> • AGM batteries • 800 watt 120VAC power inverter



* Reduces platform weight capacity to 440 lbs
** Available through aftermarket parts only

Genie United States

6464 185th Ave. NE
Redmond, WA 98052
Telephone +1 (425) 881-1800
Toll Free in USA/Canada +1 (800)-536-1800
Fax +1 (425) 883-3475

Distributed By:



Effective Date: May, 2018. Product specifications and prices are subject to change without notice or obligation. The photographs and/or drawings in this document are for illustrative purposes only. Refer to the appropriate Operator's Manual for instructions on the proper use of this equipment. Failure to follow the appropriate Operator's Manual when using our equipment or to otherwise act irresponsibly may result in serious injury or death. The only warranty applicable to our equipment is the standard written warranty applicable to the particular product and sale and we make no other warranty, express or implied. Products and services listed may be trademarks, service marks or trade names of Terex Corporation and/or their subsidiaries in the USA and many other countries. Terex, Genie and AWP are registered trademarks of Terex Corporation or its subsidiaries. © 2018 Terex Corporation.