

# Specifications

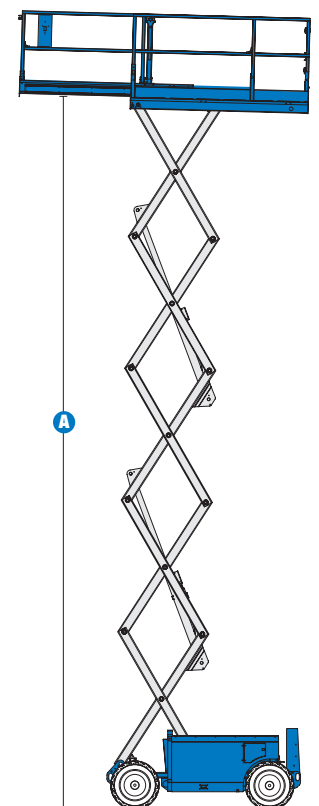
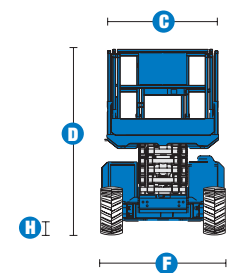
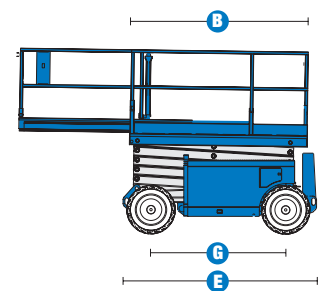
MODELS	GS™-2668 RT		GS™-3268 RT	
MEASUREMENTS	Metric	US	Metric	US
Working height maximum*	9.92 m	32 ft	11.75 m	38 ft
<b>A</b> Platform height maximum	7.92 m	26 ft	9.75 m	32 ft
<b>B</b> Platform length - outside	2.51 m	8 ft 3 in	2.51 m	8 ft 3 in
- extended	3.73 m	12 ft 3 in	3.73 m	12 ft 3 in
Slide-out platform extension deck	1.22 m	4 ft	1.22 m	4 ft
<b>C</b> Platform width - outside	1.55 m	5 ft 1 in	1.55 m	5 ft 1 in
Toeboard height	15 cm	6 in	15 cm	6 in
Platform height - stowed	1.19 m	3 ft 10.75 in	1.31 m	4 ft 3.75 in
<b>D</b> Height - stowed**	2.32 m	7 ft 7.5 in	2.45 m	8 ft 5 in
rails lowered	1.70 m	5 ft 7 in	1.83 m	6 ft
<b>E</b> Length - stowed	2.67 m	8 ft 9 in	2.67 m	8 ft 9 in
platform extended	4.10 m	13 ft 5.5 in	4.10 m	13 ft 5.5 in
with outriggers	3.28 m	10 ft 9 in	3.28 m	10 ft 9 in
<b>F</b> Width	1.73 m	5 ft 8 in	1.73 m	5 ft 8 in
<b>G</b> Wheelbase	1.85 m	6 ft 1 in	1.85 m	6 ft 1 in
<b>H</b> Ground clearance - centre	19 cm	7.5 in	19 cm	7.5 in

PRODUCTIVITY				
Lift capacity	567 kg	1,250 lbs	454 kg	1,000 lbs
Drive speed - stowed	6.1 km/h	3.8 mph	6.1 km/h	3.8 mph
Drive speed - raised	0.8 km/h	0.5 mph	0.8 km/h	0.5 mph
Gradeability-stowed***	40%	40%	35%	35%
Maximum outrigger levelling:				
front to back	6.6°	6.6°	6.6°	6.6°
side to side	10.6°	10.6°	10.6°	10.6°
Turning radius - inside	1.52 m	5 ft	1.52 m	5 ft
Turning radius - outside	3.68 m	12 ft 1 in	3.68 m	12 ft 1 in
Raise/lower speed	30/35 sec	30/35 sec	40/37 sec	40/37 sec
Controls	proportional	proportional	proportional	proportional
Drive	four wheel	four wheel	four wheel	four wheel
Tyres - rough terrain	30 x 60 cm	12 x 23.5 in	30 x 60 cm	12 x 23.5 in
Tyres - non-marking	23 x 55 cm	9 x 21.5 in	23 x 55 cm	9 x 21.5 in

POWER				
Power source	Kubota diesel 20 hp (15 kW) Kubota petrol/LPG 23 hp (17 kW)		Kubota diesel 20 hp (15 kW) Kubota petrol/LPG 23 hp (17 kW)	
Fuel tank capacity	56.8 L	15 gal	56.8 L	15 gal
Hydraulic system capacity	62.5 L	16.5 gal	62.5 L	16.5 gal

WEIGHT****				
	3,072 kg	6,772 lbs	3,762 kg	8,293 lbs
Weight modifiers for options:				
Outriggers	add 483 kg	1,064 lbs	483 kg	1,064 lbs
Generator	add 48 kg	105 lbs	48 kg	405 lbs

STANDARDS COMPLIANCE	CE EN280, PB-10-611-03
----------------------	------------------------



\* The metric equivalent of working height adds 2 m to platform height. U.S. adds 6 ft to platform height.  
 \*\* Based on RT tyres; deduct 5.8 cm (2 in) for turf and non-marking tyres.  
 \*\*\* Gradeability applies to driving on slopes. See Operator's Manual for details regarding slope ratings.  
 \*\*\*\* Weight varies depending on options and country standards.

## Features

### STANDARD FEATURES

#### MEASUREMENTS

##### GS™-2668RT

- 9.92 m (32 ft) working height
- Up to 567 kg (1,250 lb) lift capacity

##### GS™-3268RT

- 11.75 m (38 ft) working height
- Up to 454 kg (1,000 lb) lift capacity

#### PRODUCTIVITY

- Steel 2.51 x 1.55 m (8 ft 3 in x 5 ft 1 in) platform
- 1.22 m (4 ft) platform extension deck
- Folding guardrails
- Proportional lift and drive
- Onboard diagnostic system
- AC power to platform
- Full-height swing gate
- 4x4
- Positive traction control
- Four-wheel braking
- Swing-out engine tray
- Foam-filled rough terrain tyres
- Tilt level sensor with audible alarm
- Descent alarm
- Horn
- Hour meter
- Certified load sensor

#### POWER

- Kubota diesel 20 hp (15 kW)



### OPTIONS & ACCESSORIES

#### PRODUCTIVITY

- Automatic levelling hydraulic outriggers
- Air line to platform
- Non-marking rough terrain tyres 30 x 60 cm (12 x 23.5 in)
- Dual flashing beacons
- Motion alarm
- Platform work lights

#### POWER

- Kubota petrol/LPG 23 hp (17 kW)
- 2000 watt generator (110 V/60 Hz)
- Cold start packages for all engines
- Hydraulic oil cooler
- LPG steel tank only, 15 kg (33.5 lb) capacity
- Additional LPG tank and carrier

### European Offices

#### UK

The Maltings  
Wharf Road  
Grantham NG31 6BH  
UK  
Tel: +44 (0)1476 584333  
Fax: +44 (0)1476 584334

#### France

10, ZA de la Croix St. Mathieu  
28320 Gallardon  
France  
Tel: +33 (0)2 37 26 09 99  
Fax: +33 (0)2 37 26 09 98

#### Germany

Finienweg 3  
28832 Achim/Bremen  
Germany  
Tel: +49 (0)4202 8852-20  
Fax: +49 (0)4202 8852-25

#### Spain

Gaià 31, Pol. Ind. Pla d'en Coll  
08110 Montcada i Reixac  
Barcelona  
Spain  
Tel: +34 93 572 50 90  
Fax: +34 93 572 50 91

#### Scandinavia

Tagenevägen 72  
425 37 Hisings Kärra  
Sweden  
Tel: +46 31 57 51 00  
Fax: +46 31 57 90 20

### Genie United States

18340 NE 76th Street  
P.O. Box 97030  
Redmond, Washington 98073-9730  
USA  
Tel: +1 425 881-1800  
Fax: +1 425 883-3475

**WEB:** [www.genieindustries.com](http://www.genieindustries.com)  
**Email:** [infoeurope@genieind.com](mailto:infoeurope@genieind.com)